

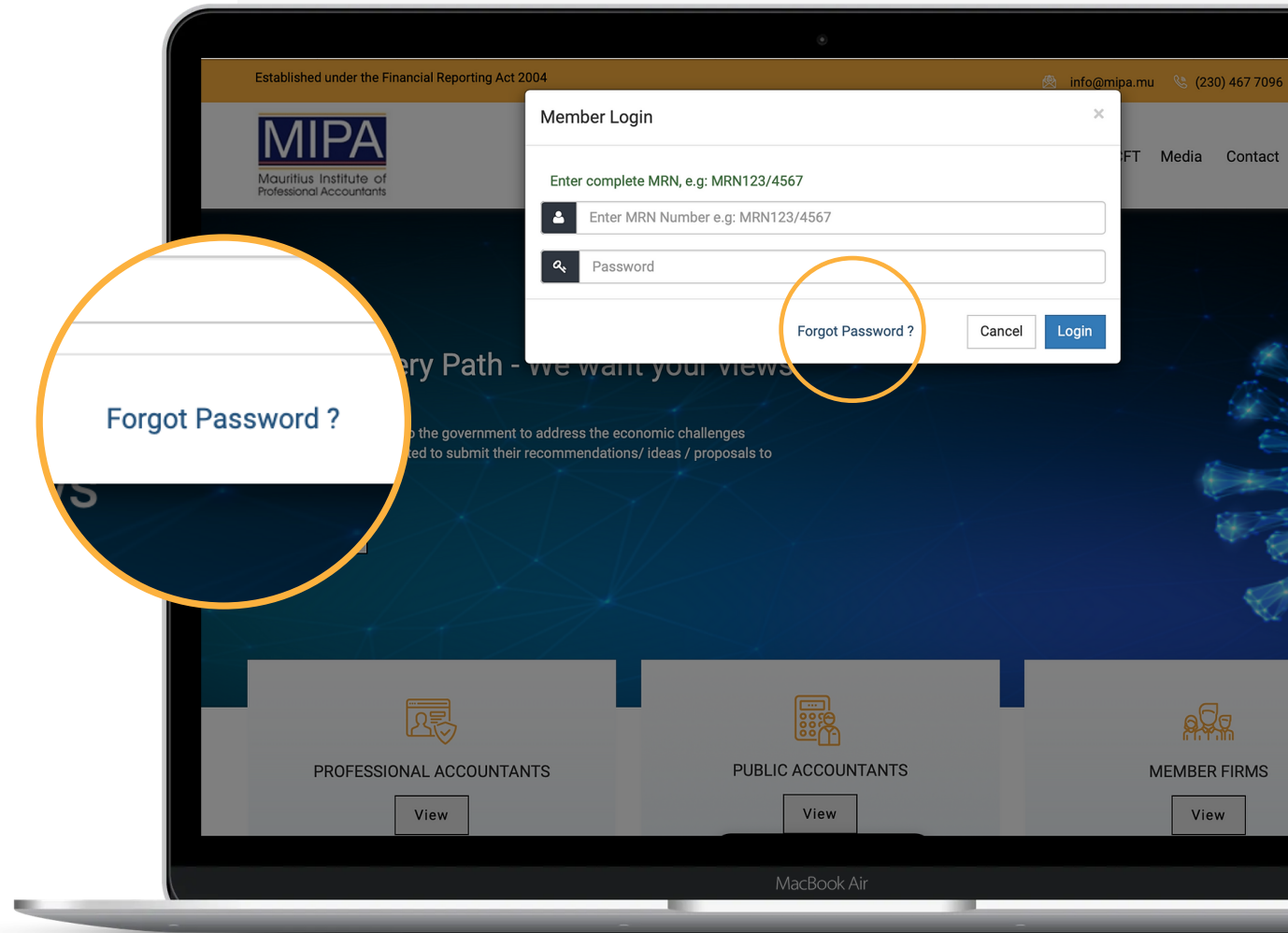
Forgotten Password

Password Reset Guide

1

On the Login Screen,
Click on **Forgot Password?**

Found directly below the
password input field.



2

Reset Password ×MRN Email Registered as

Cancel

Submit

Enter your Unique MRN Number. Write 'MRN' followed by your number.

Enter the email you used to register as a member with MIPA.

Choose 'Registered as': Professional Accountant (PFA) or Public Accountant (PBA) or Member Firm (MF).

3

Reset Password ×MRN Email Registered as

Cancel

Submit

Click on **Submit**.

Found on the lower right corner.

4

Reset Password ×

Enter your new password and submit

New Password New Password

Confirm Password Confirm Password

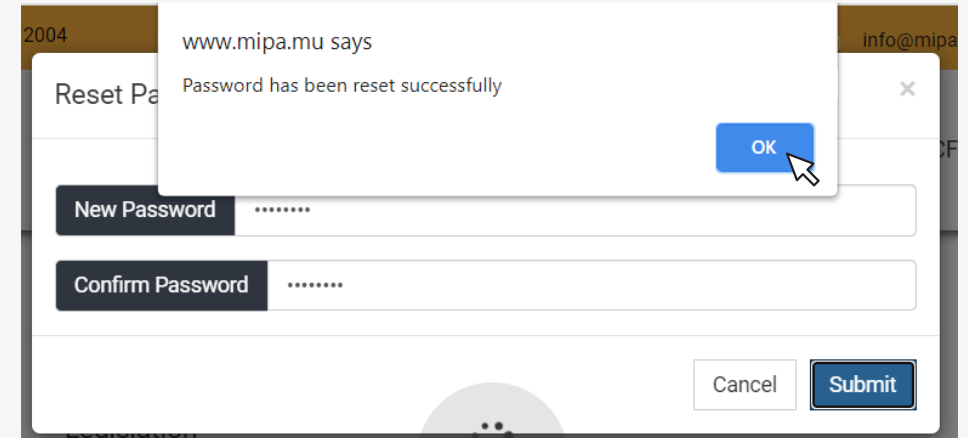
Cancel

Submit

Enter your new password in both fields.

Click on **Submit**.

5



After entering your new password and clicking on submit, you will receive a confirmation on the same screen (you will not receive it via email).

After you receive the confirmation: "**Password has been reset successfully**", click on OK.


6

Member Login



Enter complete MRN, e.g: MRN123/4567

 MRN123/2020



[Forgot Password ?](#)

Cancel

Login

After clicking on OK, you will be redirected to the Member Login page.

Fill in the fields with your MRN number and your new password.

Click on **Login**.



7

If you are having issues logging in or need further assistance, send us a screenshot via email to **info@mipa.mu** and our team will assist you.



Mauritius Institute of Professional Accountants (MIPA)

Suite 1104, 11th Floor
SIT Business Centre - The CORE, 62
Cybercity, Ebene,
Mauritius

Tel: +230 4677096 | Fax: +230 4681880
Email: info@mipa.mu | Website: www.mipa.mu